



SIMS 2020 Autumn Release Note

7.196 Combined Edition - version 1.0

Welcome to the SIMS 2020 Autumn Release	2	School Workforce Annual Census	15
Important Information for Windows 8 and Windows Server 2012 Users	2	SIMS Core	15
Release Notes	3	SIMS ID	16
Backing up SIMS and FMS	3	SIMS Parent and SIMS Parent Lite	16
Important Information Regarding the Upgrade of SIMS and Discover	3	SIMS Pay	16
Important Information Regarding SIMS Documentation	4	SIMS Services Manager	16
Where to Find More Information?	5	Teacher app	17
Permissions	5		
Compatibility between One and SIMS	5		
Version Support for FMS	7		
Important Information about Self-Hosted SIMS Learning Gateway	7		
Supported SIMS Versions with PX Autumn Release	7		
Admissions	7		
AMPARK	8		
Assessment	8		
Attendance	8		
Catholic Education Services (CES) 2021 Return	9		
Course Manager	9		
CTF	10		
Examinations Organiser	10		
FMS	10		
Independent Schools Council (ISC) 2021 Return	11		
InTouch	11		
Lesson Monitor	11		
Options Online	12		
Pupil Level Annual School Census (PLASC) 2021 Return	12		
Reporting	12		
School Census Autumn 2020 Return	14		
School Level Annual School Census (SLASC) 2021 Return	14		

Welcome to the SIMS 2020 Autumn Release

Please read these notes carefully before installing or upgrading your software. Do not attempt any installation or upgrade without first making a fully restorable backup of your SIMS system.

Capita SIMS has made this release note available in PDF and Word formats. To take full advantage of the functionality available in this release note (e.g. links to handbooks and video tutorials), you must use the PDF version. Capita SIMS cannot be held responsible for any changes, errors or omissions resulting from subsequent editing of the supplied document.

Important Information – please read before upgrading

If you are performing a SIMS upgrade spanning more than one release, it is essential that you read the release note associated with each version.

Important Information for Schools in England

At the time this release note was produced, we had not yet received the baselined validation and summary report files from the DfE for School Census Spring 2021. Schools should not provide their Return file to the DfE until they have imported a fileset that includes the official DfE validation and summary report files.

To reduce the number of validation errors/queries you may encounter when running the School Census Spring 2021, if temporary attendance codes for Covid-19 (**7**, **8** and **9**, or **=**, **[** or **]**) have been used, then Patch 25918 must be applied before upgrading to the SIMS 2020 Autumn Release.

Important Information for Schools in Wales

At the time this release note was produced, we had not yet received the validation and summary report files from the Welsh Government for the PLASC 2021 Return. Schools should not provide their Return file to the Welsh Government until they have imported a fileset that includes the official Welsh Government validation and summary report files.

Upgrading using SOLUS

The SIMS Online Update Service (SOLUS) enables you to download and run SIMS releases and patches via the Internet. This is achieved using **SOLUS3**.

For instructions on carrying out an upgrade with **SOLUS3**, please refer to the *SOLUS3 for Schools* or the *SOLUS3 for Local Authorities* handbook.

Support for SQL Server

SIMS, FMS, Discover, Partnership Xchange, SOLUS and InTouch run on SQL Server 2012, SQL Server 2014 and SQL Server 2016. For more information on support for SQL Server and Windows environments, please refer to the *SIMS Technical Roadmap* on the Capita Software Support Portal

(https://support.capitasoftware.com/csm?id=kb_article_view&sysparm_article=KB0035434).

B2B

If you use B2B, and you want the SQL Server service to be configured to run as a Domain account instead of the built-in LocalSystem account on Windows 2008 R2 or Windows 2012 Server, a separate patch can be run to enable this functionality. This patch is available from your Local Support Unit (Patch 20419) and it must be applied to your SIMS database by a user with System Administrator permissions.

General

If your school uses both Fees Billing and FMS, then SIMS and FMS must be upgraded at the same time.

Important Information for Windows 8 and Windows Server 2012 Users








If you are running SIMS on a Windows 8 or Windows Server 2012 workstation, you may encounter difficulties when attempting to open PDF files in SIMS. This is caused by Windows Reader being the default program used to open PDF files.

To resolve this issue, you must first ensure that Adobe Reader 10 or later is installed.

Next, you will need to associate Adobe Reader with all PDF files. From the Taskbar, click **File Explorer**, click **Computer** in the panel on the left-hand side of the page then from the Menu Bar, select **Computer | Open Control Panel**. Click **Programs | Default Programs | Associate a file type or protocol with a program**. In the **Extensions** list, scroll down to and click the **.pdf** item then click the **Change program** button. Click **Adobe Reader** then click the **Close** button.

Release Notes

Each functional area displays a set of icons, which indicate the school type(s) to which the content relates. Icons that indicate a link to the applicable handbook(s) and New Feature videos are also displayed.

-  *Content applicable to English Primary and Northern Ireland Primary schools*
-  *Content applicable to English Secondary and Northern Ireland Secondary schools*
-  *Content applicable to Welsh Primary schools*
-  *Content applicable to Welsh Secondary schools*
-  *Content applicable to Independent schools*
-  *Link to the applicable handbook(s)*
-  *Link to a New Feature video*

If you have any comments or questions regarding any SIMS user documentation, please email us (publications@capita.com).

Backing up SIMS and FMS

Where SIMS Personnel is used to generate Salary Projections in FMS, SIMS and FMS backups should be carried out at the same time. If one of the databases needs to be restored, the other database must be restored to the same point, i.e. if you restore the SIMS database, you must restore the FMS database to the same point and vice versa.

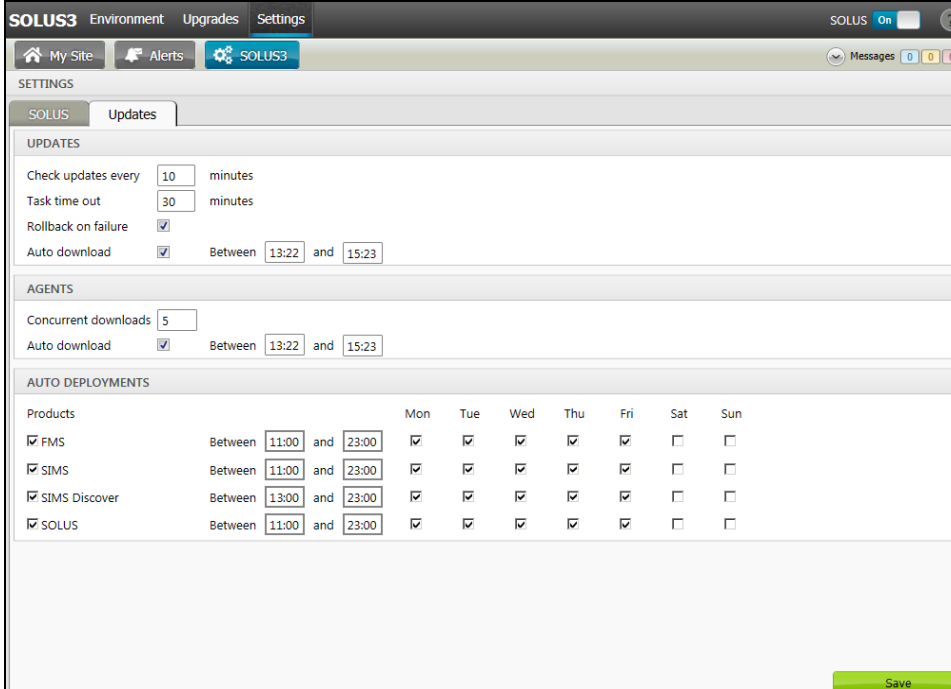
IMPORTANT NOTE: Backups are no longer zipped, because of the number of issues caused by zipping backup files. Recent operating systems now allow the use of compressed folders, which are recommended for automatically compressing backups. Please refer to your operating system documentation for instructions on applying compression to a folder.

Important Information Regarding the Upgrade of SIMS and Discover

IMPORTANT NOTE: You must upgrade to the SIMS 2020 Autumn Release before upgrading Discover. If you upgrade Discover before upgrading SIMS, data will not be transferred between the SIMS and Discover databases until SIMS has been upgraded.

Auto-Deployment of SIMS and Discover

If SOLUS3 auto-deployment is enabled for Discover, we recommend that the settings for Discover auto-deployment are set to start later than the SIMS auto-deployment start time plus the timeout.



The screenshot shows the SOLUS3 Settings interface. The 'Updates' section is active, showing the following settings:

- Check updates every: 10 minutes
- Task time out: 30 minutes
- Rollback on failure:
- Auto download: Between 13:22 and 15:23

The 'AGENTS' section shows:

- Concurrent downloads: 5
- Auto download: Between 13:22 and 15:23

The 'AUTO DEPLOYMENTS' section shows a table of deployment schedules for various products:

Products	Between	Mon	Tue	Wed	Thu	Fri	Sat	Sun
<input checked="" type="checkbox"/> FMS	Between 11:00 and 23:00	<input checked="" type="checkbox"/>	<input checked="" type="checkbox"/>	<input checked="" type="checkbox"/>	<input checked="" type="checkbox"/>	<input checked="" type="checkbox"/>	<input type="checkbox"/>	<input type="checkbox"/>
<input checked="" type="checkbox"/> SIMS	Between 11:00 and 23:00	<input checked="" type="checkbox"/>	<input checked="" type="checkbox"/>	<input checked="" type="checkbox"/>	<input checked="" type="checkbox"/>	<input checked="" type="checkbox"/>	<input type="checkbox"/>	<input type="checkbox"/>
<input checked="" type="checkbox"/> SIMS Discover	Between 13:00 and 23:00	<input checked="" type="checkbox"/>	<input checked="" type="checkbox"/>	<input checked="" type="checkbox"/>	<input checked="" type="checkbox"/>	<input checked="" type="checkbox"/>	<input type="checkbox"/>	<input type="checkbox"/>
<input checked="" type="checkbox"/> SOLUS	Between 11:00 and 23:00	<input checked="" type="checkbox"/>	<input checked="" type="checkbox"/>	<input checked="" type="checkbox"/>	<input checked="" type="checkbox"/>	<input checked="" type="checkbox"/>	<input type="checkbox"/>	<input type="checkbox"/>

If the times are not set like this, and the Discover deployment starts before the SIMS deployment, then the data transfer between SIMS and Discover will not work until the SIMS upgrade is completed.

Important Information Regarding SIMS Documentation

The SIMS **Documentation Centre** is accessed by clicking the **Documentation** button on the SIMS **Home Page**.

User documentation is arranged by output type (handbook, tutorial, QRS, etc.) and then by functional area. It is also arranged by role (e.g. Teacher, Administrator, Returns Manager, etc.). Frequently Asked Questions and Troubleshooting sections are also available.

User documentation that is accessible via the SIMS **Documentation Centre** is hosted on the web. Help files are delivered to the `\Program Files\SIMS\SIMS .net` folder on each SIMS workstation.

NOTE: If you wish to access the latest user documentation for the SIMS 2020 Autumn Release without logging into SIMS, the **Documentation Centre** is accessible via the Capita Software Support Portal (https://support.capitasoftware.com/csm?id=kb_article_view&sysparm_article=KB0036819).

When a user logs into SIMS for the first time following an upgrade, a What's New page relevant to your school phase is provided.

For schools in Wales, the following key documents are provided in the Welsh language:

- What's New page
- Release note – Welsh Primary schools
- Release note – Welsh Secondary schools
- End of Key Stage Data Processing (Wales) handbook.

We would welcome any feedback you have on the SIMS **Documentation Centre**. If you have any comments, please email the SIMS Publications team (publications@capita.com).

How you access the Documentation Centres from within the various products has not changed:

- In SIMS 7, click the **Documentation** button on the SIMS **Home Page** (via **Focus | Home Page**)
- In FMS, select **Help | FMS Documentation**
- In Discover, click the **?** button
- In Satellite products, click the **Help** link.

Alternatively, visit the SIMS User Documentation Hub (https://support.capitasoftware.com/csm?id=kb_article_view&sysparm_article=KB0037321), where you can access our range of Documentation Centres.

You do not have to log in to the Capita Software Support Portal to access user documentation.

If you have any comments or questions regarding any SIMS user documentation, please email the SIMS Publications team (publications@capita.com). Alternatively, you can provide feedback on each Documentation Centre resource using the **Helpful?** and **Rate this article** functions. When giving feedback, please provide enough information for us to locate and investigate the issue.

Important information about using the SIMS Documentation Centre

- You might encounter issues when attempting to open any New Feature videos or Tutorials whereby you are asked to install the required version of Flash Player and/or an on-screen dialog suggests that Online Help content cannot be displayed. More information on these issues is available (<http://helpx.adobe.com/acrobat/kb/known-issues-acrobat-xi-reader.html>). These issues can be resolved by downloading the latest version of Flash Player (<https://helpx.adobe.com/flash-player.html>).
- If you are running SIMS on a Windows 8 or Windows Server 2012 workstation, you may encounter difficulties when you first log into SIMS after a SIMS upgrade because the What's New page is displayed automatically and cannot be closed easily. This is caused by Windows Reader being the default program used to open PDF files. To resolve this issue, you must first ensure that Adobe Reader 10 or later is installed.

Next, you will need to associate Adobe Reader with all PDF files. From the Taskbar, click **File Explorer**, click **Computer** in the panel on the left-hand side of the page then from the Menu Bar, select **Computer | Open Control Panel**. Click **Programs | Default Programs | Associate a file type or protocol with a program**. In the **Extensions** list, scroll down to and click the **.pdf** item then click the **Change program** button. Click **Adobe Reader** then click the **Close** button.

- If Google Chrome is your default Web browser, you must download PDF files instead of opening them in Chrome to ensure that PDF files display correctly. This is achieved by entering **chrome://settings** in the Address Bar then pressing **Enter**. Scroll to the bottom of the page and click **Advanced**. In the **Privacy and security** section, click **Content settings**. Scroll towards the bottom of the list, click **PDF documents** and move the **Download PDF files instead of automatically opening them in Chrome** slider to the on position.

If you require assistance with this or any other issue you encounter when attempting to access user documentation, please contact the SIMS Publications team (publications@capita.com).

Where to Find More Information?

Via SIMS...

For the software handbooks, navigate to the SIMS **Home Page**, then click the **Documentation** button to display the SIMS **Documentation Centre**.

Via the Capita Software Support Portal...

User documentation is also available from the Capita Software Support Portal (<https://capitaswprod.service-now.com/csm>).

If you are unable to obtain the required handbook using any of these methods, please email us (publications@capita.com) and we will be pleased to send a copy to you.

Permissions

The permissions spreadsheet, which lists all permissions relating to SIMS 7.196, is available from the **Documentation Centre**. To access the SIMS **Documentation Centre**, click the **Documentation** button on the SIMS **Home Page**.

In the Capita Software Support Portal, open the 7.196 SIMS Permissions Spreadsheet (https://support.capitasoftware.com/csm?id=kb_article_view&sysparm_article=KB0041224).

Compatibility between One and SIMS

As part of the SIMS 2020 Autumn Release, we have undertaken full integration testing of both B2B:Student and B2B:Personnel. The following two tables show the version(s) of One and SIMS that have also been through a process of integration testing for each of the B2B products.

B2B:Student

		One Release Version	
		One Summer 2020 Release (3.72)	One Autumn 2020 Release (3.73)
SIMS Release Version	SIMS 2020 Summer Release (SIMS 7.194) Running B2B:Student v4 Phase 2	✓ ¹	✓ ¹
	SIMS 2020 Summer Release (SIMS 7.194) Running B2B:Student v4 Phase 3 (SSM - Scheduled Tasks)	✓ ¹	✓ ¹
	SIMS 2020 Autumn Release (SIMS 7.196) Running B2B:Student v4 Phase 2	✓ ¹	✓ ¹
	SIMS 2020 Autumn Release (SIMS 7.196) Running B2B:Student v4 Phase 3 (SSM - Scheduled Tasks)	✓ ¹	✓ ²

¹ For England only. These combinations will not transfer the additional exclusion reasons mandated by the DfE from September 2020. They will transfer the first reason identified as the reason for the exclusion and transfer a single reason.

² For England Only. This combination of SIMS and One is required for up to three exclusion reasons to be transferred, as mandated by the DfE from September 2020.

B2B:Personnel

		One Release version	
		One Summer 2020 Release (3.72)	One Autumn 2020 Release (3.73)
SIMS Release Version	SIMS 2020 Summer Release (SIMS 7.194) without the Salary Range patch	✓	✗
	SIMS 2020 Summer Release (SIMS 7.194) with the Salary Range patch	✓	✓
	SIMS 2020 Autumn Release (SIMS 7.196) without the Salary Range patch	✓	✗
	SIMS 2020 Autumn Release (SIMS 7.196) with the Salary Range patch	✓	✓

There are various elements of functionality in One and SIMS that require compatibility between the two solutions. The following table provides information on the version(s) of schemas that are supported in release versions of One and SIMS, and therefore indicate version and release compatibility.

		One Release version	
		3.72 (Summer 2020)	3.73 (Autumn 2020)
SIMS Component	B2B:Student	v1.1	v1.1
	B2B:Personnel	v1.1	v1.1
	ATF	v16.0	v17.0
	CTF	v19 (for import) v20 (for import/export)	v19 (for import) v20 (for import/export)
	School Census	SC 2020/2021	SC 2020/2021
	PLASC	PLASC 2020	PLASC 2021
	ASL	v17.0	v17.0
	AMPARK	SIMS 7.192	SIMS 7.192
ADT	v17.0	v17.0	

Version Support for FMS

The FMS support arrangements depend on the supported versions of SIMS where Personnel Links is being used. Support for FMS is detailed in the following table.

Release	SIMS Version	FMS Version	FMS with Personnel Links/Equipment Register	FMS without Personnel Links/Equipment Register
Autumn 2020	7.196	6.196	Supported	Supported
Summer 2020	7.194	6.194	Supported	Supported
Spring 2020	7.192	6.192	Not supported	Supported

NOTE: FMS 6.196 has been tested against SQL Server 2012, 2014 and 2016.

Important Information about Self-Hosted SIMS Learning Gateway

Support for self-hosted SIMS Learning Gateway (SLG) ceased at the end of March 2020.

From 1 April 2020, schools have been able to use their SLG installation for a limited period. However, all functionality will be removed in a future release.

Capita ESS has provided a suite of apps to replace the functionality of SLG:

- SIMS Parent/Student (<https://www.capita-sims.co.uk/products-and-services/sims-parent-app>)
- SIMS Teacher app (<https://www.capita-sims.co.uk/products-and-services/sims-teacher-app>)
- SIMS ID (<https://www.capita-sims.co.uk/products-and-services/sims-id>).

To discuss moving to these apps, please contact your SIMS Account Manager. Alternatively, contact us (info@capita-sims.co.uk).

Supported SIMS Versions with PX Autumn Release

The SIMS PX Agent should be upgraded to the PX 2020 Autumn Release immediately after, or in conjunction with, upgrading to the SIMS 2020 Autumn Release.

IMPORTANT NOTE: If you install the SIMS 2020 Autumn Release (SIMS 7.196) and continue to run an older release of the PX Agent, this is not guaranteed to work and is therefore not supported.

Admissions

New Features



Updated ATF Version Number

Applicable to Maintained schools in England only

[Routines](#) | [Admission](#) | [Import ATF File](#)

It is now possible to import version 16.0 or 17.0 ATF files only.

Importing ATF Files for Schools in Northern Ireland

Applicable to Primary and Post-Primary schools in Northern Ireland only

[Routines](#) | [Admission](#) | [Import ATF File](#)

It is now possible to import a list of admissions from EANI via an ATF file.

Version 16.0 or 17.0 ATF files can be imported.

Fixes

This release includes fixes in the following areas:

- It is now possible to save an application without recording an applicant's **Ethnic Data Source** in the **Ethnic/Cultural Details** panel. This mirrors the functionality available in the pupil/student record (via [Focus](#) | [Admission](#) | [Application](#)).
- It is now possible to record **Bournemouth, Christchurch & Poole** (LA number 839) as the **Care Authority** in the **Welfare Details** panel of the application record without an error being reported (via [Focus](#) | [Admission](#) | [Application](#)).

AMPARK

New Features

EP ES WP WS IN

Enhancements for the SIMS 2020 Autumn Release

The Assessment Manager and Performance Analysis Resource Kit (AMPARK) provides a set of resources for use with SIMS Assessment. This kit has been updated for the SIMS 2020 Autumn Release.

For more information, please refer to the *Assessment Manager and Performance Analysis Resource Kit* release note, which is available from the Capita Software Support Portal (https://support.capitasoftware.com/csm?id=kb_article_view&sysparm_article=KB0041105).

Assessment

New Features

EP ES WP WS IN

Phonics Year 1 2020 Screening Check



Applicable to Primary schools in England only

[Routines](#) | [Data Out](#) | [CTF](#) | [Export CTF](#) | [Phonics Test Results \(For Autumn Term 2020 Screening Check only\)](#)

The DfE requires schools to provide them with a CTF file that contains data for year 2 pupils for the retrospective Phonics Year 1 2020 Screening Check.

The current Phonics Screening Year 1 2020 template, wizard and associated resources in the AMPARK folder (typically found in `C:\Program Files (x86)\SIMS\SIMS.net\AMPA\England Primary (and Middle Deemed Primary)\Assessment Manager\Phonics Screening Templates 2020.xml` and `Year 1 Phonics Screening Wizard 2020.xml`) should be used for this purpose.

Results should reflect the actual date of the check and not the original Summer date.

Please note that **only** this menu route should be used to collect the Phonics Test Results (For Autumn Term 2020 Screening Check only) data.

Enhancement to the SIMS School Report



Applicable to schools in Wales only

[Reports](#) | [School Report](#)

When running the SIMS School report, the persistent absence threshold displayed in the **Session Attendance Summary** sections is now set to 20%.

Fixes

This release includes a fix in the following area:

- The **Pearson BTEC Level 1/Level 2 Tech Award in Child Development** aspect has been added to the list of available aspects and can now be used in the Assessment Mapping Tool (via [Focus | Assessment | Aspect](#) and [Tools | Performance | Assessment | Assessment Mapping Tool](#)).

Attendance

EP ES WP WS IN

Fixes

This release includes a fix in the following area:

- For schools in Wales, to comply with Welsh Government requirements, it is now possible for users with Attendance Operator permissions to record as the Y code in Take Register and Edit Marks any pupil/student who is not in the expected intake for that day or who is in a priority group (e.g. children of critical workers and vulnerable children). Previously, this functionality was available only via Exceptional Circumstances (via [Focus | Attendance | Take Register](#) and [Focus | Attendance | Edit Marks](#)).



Catholic Education Services (CES) 2021 Return

Applicable to Catholic schools in England and Wales only

New Features

EP **ES** **WP** **WS** **IN**

CES Census 2021 Key Dates

[Routines](#) | [Statutory Returns](#) | [Schools CES Census](#)

The dates are different for English and Welsh schools:

- In England, the census date is Thursday 21 January 2021
- In Wales, the census date is Tuesday 19 January 2021.

Changes to the Pupils Withdrawn from Collective Worship Figure

[Routines](#) | [Statutory Returns](#) | [Schools CES Census](#)

Schools are now required to include the number of pupils withdrawn from RE in the figure for pupils withdrawn from collective worship. Subsequently, the following changes have been made to the text in the **Pupil Withdrawals** panel.

- **Total withdrawn from collective worship** has changed to **Total withdrawn from collective worship and / or R.E..**
- **Y12 and Y13 withdrawn from collective worship** has changed to **Y12 and Y13 withdrawn from collective worship and / or R.E..**

This information is included in the Summary report.

Enhancement to the Support Staff Detail Report

The Support Staff Detail report now displays the **Post Category**.

Course Manager

New Features

ES **WS** **IN** 

Deleting Post-16 Programme of Study Information

Applicable to schools in England only

[Tools](#) | [Academic Management](#) | [Course Manager](#) | [Post-16 Programmes of Study](#)

The **Remove Programme** button has been provided, enabling the deletion of Programme of Study details for a student whose course **Status** has been set to **Withdrawn** or **Transferred** via Maintain Course.

Identifying Student Course Memberships with Associated Work Placements

Applicable to schools in England only

[Tools](#) | [Academic Management](#) | [Course Manager](#) | [Maintain Course](#)

When a student's course membership has associated work placements, the student's name is displayed in bold text in the **Memberships and Results** panel.

Revised List of QWADs Provided by the Welsh Government

Applicable to schools in Wales only

The list of QWADs provided by the Welsh Government has been updated for Autumn 2020. QWADs are reported on in the Post 16 PLASC 2020 Return and have replaced the Learning Activity Reference.

Deleting Unused QWADs

Applicable to schools in Wales only

[Tools](#) | [Academic Management](#) | [Course Manager](#) | [Maintain Course Classification](#)

It is now possible to delete QWADs that have never been associated with a course.

Updating NIEFQANs and Discount Codes for Course Manager

Applicable to schools in Northern Ireland only

[Tools](#) | [Academic Management](#) | [Course Manager](#) | [Update NIEFQANs and Discount Codes for Course Manager](#)

This new process enables you to select the NIEFQAN codes that you want to make available in Course Manager. Once selected, the NIEFQAN codes are available in Maintain Course Classification and can be assigned to a course in Course Manager.

Fixes

This release includes fixes in the following areas:

- To support the introduction of T Levels in the SIMS 2020 Summer Release, the **T Level 3 - Core** and **T Level 3 - Specialism** levels have been provided (via [Tools | Academic Management | Course Manager | Maintain Course Classification](#)).
- The **Reset all Programmes of Study** and **Calculate Programmes of Study** buttons no longer overlap in Post-16 Programmes of Study when the academic year is set to 2019/2020 (via [Tools | Academic Management | Course Manager | Post-16 Programmes of Study](#)).

CTF

New Features

EP **ES** **WP** **WS** **IN** 

Phonics Year 1 2020 Screening Check

Applicable to Primary schools in England only

[Routines](#) | [Data Out](#) | [CTF](#) | [Export CTF](#) | [Phonics Test Results \(For Autumn Term 2020 Screening Check only\)](#)

The DfE requires schools to provide them with a CTF file that contains data for year 2 pupils for the retrospective Phonics Year 1 2020 Screening Check.

The current Phonics Screening Year 1 2020 template, wizard and associated resources in the AMPARK folder (typically found in **C:\Program Files (x86)\SIMS\SIMS .net\AMPA\England Primary (and Middle Deemed Primary)\Assessment Manager\Phonics Screening Templates 2020.xml** and **Year 1 Phonics Screening Wizard 2020.xml**) should be used for this purpose.

Results should reflect the actual date of the check and not the original Summer date.

Please note that only this menu route should be used to collect the Phonics Test Results (For Autumn Term 2020 Screening Check only) data.

Examinations Organiser

ES **WS** **IN**

Fixes

This release includes fixes in the following areas:

- Estimate 8 figures for 2019 exam seasons have now been copied into 2020 exams seasons, meaning the PI reports no longer appear blank (via [Tools | Examinations | PI Reports](#)).
- The **Technical Award Level 1 & 2 JC 78** level, **Technical Award Level 1 & 2** qualification and **JC 78** gradeset have been provided (via [Tools | Examinations | Edit PI Data](#) and [Tools | Examinations | External Results Manual Entry](#)).
- For schools in Northern Ireland, the **BTEC Level 3 National Award JC3** and **BTEC Level 2 Certificate JCN** levels have been provided (via [Tools | Examinations | Edit PI Data](#) and [Tools | Examinations | External Results Manual Entry](#)).

FMS

For information on the new features, enhancements and fixes included in FMS 6.196, please refer to the *FMS 6.196* release note.

Independent Schools Council (ISC) 2021 Return

Schools must upgrade to the SIMS 2020 Autumn Release before they can complete the ISC 2021 Return electronically.

New Features



ISC 2021 Key Dates

[Routines](#) | [Statutory Returns](#) | [ISC](#)

- Census date: 21/01/2021
- Age at date: 31/08/2020.

Collecting Staff Ethnicity Information (Classroom Staff and Senior Leadership)

Staff ethnicity information (Classroom Staff and Senior Leadership) is now collected in a new panel (**Ethnic Origin of Staff**). This information is returned to the ISC and is reported on in the ISC Summary and Detail reports.

Recording the Number of Pupil/Students who have 100% of their Fees Paid by the School

It is now possible to record the number of pupils who have 100% of their fees paid by the school, either from one source or a combination of sources (e.g. bursary or scholarship). This information is recorded in the **Contribution to Fees** panel and is returned to the ISC. It is also included in the ISC Summary report.

Importing Final University Placements from UCAS

[Routines](#) | [Data In](#) | [Pupil Data](#) | [Import From Spreadsheet](#)

School Administrators are reminded of the functionality provided as part of the SIMS 2020 Spring Release, whereby they can now import pupil final university placements from UCAS for Sixth Form leavers. This enables statistics to be obtained from SIMS and sent to the Independent Schools Council regarding the percentage of pupils who went on to Higher Education.

Fixes

This release includes a fix in the following area:

- Where a pupil's nationality is not recorded, a nationality of United Kingdom is now assumed. This results in the correction to the figures included in the **Country of Residence for All Overseas Pupils** panel and in the Summary report (via [Routines](#) | [Statutory Returns](#) | [ISC](#)).

InTouch



Fixes

This release includes a fix in the following area:

- It is now possible to send examination results relating to the City & Guilds awarding body to candidates (via [Reports](#) | [Results](#) | [Send Exam Results](#)).

Lesson Monitor



Fixes

This release includes a fix in the following area:

- For schools in Wales, to comply with Welsh Government requirements, it is now possible for users with Attendance Operator permissions to record as the Y code in Take Register and Edit Marks any pupil/student who is not in the expected intake for that day or who is in a priority group (e.g. children of critical workers and vulnerable children). Previously, this functionality was available only via Exceptional Circumstances (via [Focus](#) | [Lesson Monitor](#) | [Take Register](#) and [Focus](#) | [Lesson Monitor](#) | [Edit Marks](#)).



Options Online

ES WS IN

Options Online does not form part of the SIMS 2020 Autumn Release.

For information on the latest release of Options Online, please refer to the Options Online Latest Release Information article, which is available on the Capita Software Support Portal

(https://support.capitasoftware.com/csm?id=kb_article_view&sysparm_article=KB0039436).

Pupil Level Annual School Census (PLASC) 2021 Return

New Features

WP WS

PLASC 2021 Key Dates

[Routines](#) | [Statutory Returns](#) | [PLASC](#)

- Census date is 12/01/2021
- Age at Date is 31/08/2020.

Free School Meal Transitional Protection (FSM TP) Effective Date

The recently introduced **FSM Transitional Protection** check box on the **Pupil (or Student) Details** page now has a corresponding read-only **Effective Date** field. This is used to identify whether FSM TP applies on census day.

The Pupil Basic Details Report has been updated to reflect whether the **FSM Transitional Protection** check box is selected on census day, by displaying a value of **true** or **false** in the **FSM Transitional Protection** column.

Class Details Report

The Class Details report has been updated to display two additional columns:

- **Size Type**
- **Class Size Exception Reasons.**

Reporting

No new or updated predefined reports are delivered as part of the SIMS 2020 Autumn Release, meaning the most recent report definition file is **PreDefined_Reports_v7194.RptDef**. This file was delivered as part of the SIMS 2020 Summer Release. If you did not import this file in Autumn 2020, you can still do so once you have upgraded to Autumn 2020. To import the file, select **Reports | Import**, then navigate to and select **PreDefined_Reports_v7194.RptDef** (typically found in **C:\Program Files (x86)\SIMS\SIMS .net**). Once imported, the reports are available to all users with the appropriate permissions.

If you imported this file after upgrading to the Summer 2020 release, there is no need to import it again.

New Features

EP ES WP WS IN

Enhancements to the Reporting Dictionary



[Reports](#) | [Design Report](#)

Applicable to Secondary and All-Through schools, and Pupil Referral Units in England only

The following items have been added to the **Programmes of Study** sub-report (via **Student | Post-16 Programmes of Study**):

- Programme Type
- Start Date
- End Date
- Planned End
- Status
- Reason
- Traineeship.

The new **Associated Work Placements** sub-report (via **Student | Courses** sub-report | **Course**) contains the following items:

- Start Date
- End Date
- Employer Id
- Employer Name
- Mode
- Planned Hours
- Notes.

Applicable to schools in Wales only

The following items have been added to the reporting dictionary.

- **Long term Absence Status** (via **Staff | Employment Details**)
- **3rd Party Staff** (via **Staff | Employment Details**)
- **FTE** has been added to the **SWAC Roles** sub-report (via **Staff | Employment Details**).

Applicable to Middle and Secondary schools in Wales only

The **QWAD** data item in the **AssociatedCourses** sub-report (via **School | Courses For Student**) has been renamed **QWAD/Discount Code**. This change will also be reflected in all existing user-defined reports.

Enhancements to the Person Data Output (PDO) Report



Routines | Data Out | Person Data Output

Applicable to Secondary schools in England only

The following data items are displayed in the new **Work Placements** section of the Person Data Output (PDO) report:

- Start Date
- End Date
- Employer ID
- Employer Name
- Mode
- Planned Hours
- Notes.

Applicable to schools in Wales only

The following data items are now displayed in the **Employment Details** section of the Person Data Output (PDO) report:

- Long-term Absence Status
- 3rd Party Staff.

FTE is now displayed in the **SWAC Roles** section of the report.

Fixes

This release includes a fix in the following area:

- When running reports from the Command Reporter, the timeout has increased from five to 15 minutes.

School Census Autumn 2020 Return

New Features



School Census Spring 2021 Key Dates

[Routines](#) | [Statutory Return](#) | [School Census](#)

- Census day 21/01/2021
- Attendance collected from the start of the Autumn term to 31/12/2020
- Exclusions collected from 13/04/2020 to 31/12/2020
- Free School Meal Eligibility collected from 02/10/2020 to 21/01/2021
- Learner Support collected from 01/08/2020 to 21/01/2021.

Recording and Collecting Attendance Information

Not applicable to Nursery schools

For schools using Attendance, data will now be collected on all categories of school attendance, rather than just absence.

For schools that do not use Attendance, it is now possible to record the following information:

- Total number of sessions attending approved educational activity (T AEA Sessions)
- Total number of sessions unable to attend due to exceptional circumstances (T Excep Sessions)
- Total number of sessions unable to attend due to Coronavirus (T Corona Sessions).

Change to Detail Reports

Not applicable to Nursery schools

The Exclusions Detail report has been updated to display up to three exclusion reasons.

Class Size Exceptions

Applicable to Primary and All-Through schools only

To highlight classes that require you to enter the reason for the class size exception manually, the class name is now initially displayed in bold and with a yellow background.

Running the School Census During an Exams Embargo Period

Applicable to Secondary, All-Through and PRUs only

For schools with a November exams season, it is now possible for the School Census to be run during an exams embargo period.

Fixes

This release includes a fix in the following area:

- Where a Maths Prior attainment value is lower than the Highest English Lit/Lang result, the Maths Prior attainment figure is now reported correctly in Update Prior Attainment (via [Tools](#) | [Statutory Return Tools](#) | [Update Prior Attainment](#)).

School Level Annual School Census (SLASC) 2021 Return

Schools must upgrade to the SIMS 2020 Autumn Release before they can complete the SLASC 2021 Return electronically.

New Features



SLASC 2021 Key Dates

[Routines](#) | [Statutory Returns](#) | [SLASC](#)

- Census reference date: 21/01/2021
- Age at date: 31/08/2020.

School Workforce Annual Census

New Features



Collection of FTE Details

[Routines](#) | [Statutory Returns](#) | [School Workforce Annual Census](#)

When creating and validating the return, the current values for a staff member's FTE are now collected in the return.

Recording Members of Staff who Teach Across More than One Year Group

[Routines](#) | [Statutory Returns](#) | [School Workforce Annual Census](#)

For Primary schools with a vertical pastoral structure, clicking the **Calculate All Details** button now displays in the **Curriculum for Teachers and Teaching Assistants** panel one row for each member of staff who teaches across more than one year group. The **Year Group Taught** column for that member of staff displays **Mixed Year**.

SIMS Core

New Features



Validation of Addresses using Ordnance Survey Data

Applicable to schools in England and Wales only

Throughout SIMS, addresses are now validated against Ordnance Survey data from January 2020.

Enhancements to the Personal Learning Plan (PLP)

Applicable to schools in Northern Ireland with the PLP licence only

[Reports](#) | [PLP](#)

[Focus](#) | [Pupil \(or Student\)](#) | [Special Educational Needs – Personal Learning Plan tab](#)

To enable the DE to assess the current state of PLPs and supporting provisions made for pupil/students with special educational needs, the following new reports are available:

- Consent to Share PLP Report – details the consent to share PLP data for each individual pupil/student in a number of specified scenarios.
- Phase Summary Report – a list of pupil/students with special educational needs, together with details of their current PLP and phase.
- PLP Summary Report – a summary count of pupil/students with special educational needs that have a PLP and or phases, and those without a PLP.
- SpEP Outcome Report – a list of pupil/students with special educational needs that have internal or external provision and any outcome of that provision.

The following enhancements have also been provided:

- The **Consent** panel has been re-purposed in line with the NI Department Education specification. All data previously recorded has been deleted but can be re-entered, if required. The previous Consent lookups have also been removed. It is still possible to record, amend and remove data in the **Consent** panel.
- The following changes have been made to the **Consent** panel:
 - The **Change Log** now reflects the new fields in the **Consent** panel.
 - The new **Consent** panel is now displayed in the non-editable PLP report and in any snapshots generated.
- The following screen labels are now displayed throughout PLP:
 - **Child** has been renamed **Pupil** (where the label is not a statutory requirement).
 - **SEP** has been renamed **SpEP**.

- **Special Education Provision – Internal** has been renamed **Special Educational Provision – Internal**
- **Special Education Provision – External** has been renamed **Special Educational Provision – External**.
- The recording of the **Evaluation Date** in the **Phases** panel is now mandatory, with associated validations.

Before saving a PLP record, it is now mandatory, with associated validations, to specify the **PLP Start Date** and **PLP End Date**. This enables an individual PLP date range to be specified, e.g. per academic year. The **PLP Start Date** and **PLP End Date** are displayed as read-only fields in the summary list. Any changes made to these dates can be viewed in the **Change Log** and the dates are now captured in any snapshots taken of the pupil/student's PLP record.

Fixes

This release includes a fix in the following area:

- Where more than one address is recorded for person, their current home address will be returned in **Quick Search** results. If a current home address is not recorded, their second home address will be returned (via **Focus | Home Page**).

SIMS ID

EP ES WP WS IN

SIMS ID enables a single login point for multiple pieces of software. It works by synchronising key user data between SIMS and SIMS ID, enabling a Single Sign On (SSO) experience for pupil/students, staff and parents. Accounts, groups and timetable data are synchronised between SIMS and SIMS ID, with both administrators and users accessing SIMS ID as their go to point entry for local and online services.

- **SIMS ID Light** manages users in Cloud Services such as Hosted SIMS, Office 365 and Google.
- **SIMS ID Standard** manages users in Local Services such as Active Directory, as well as Cloud Services where required.

SIMS ID does not form part of the SIMS 2020 Autumn Release. For more information, please visit the SIMS ID product page on the Capita SIMS website (<http://www.capita-sims.co.uk/simsid>).

SIMS Parent and SIMS Parent Lite

EP ES WP WS IN

SIMS Parent and SIMS Parent Lite do not form part of the SIMS 2020 Autumn Release.

For information on the latest releases of these products, please refer to the SIMS Parent and SIMS Parent Lite Latest Release Information article, which is available on the Capita Software Support Portal (https://support.capitasoftware.com/csm?id=kb_article_view&sysparm_article=KB0039437).

SIMS Pay

EP ES WP WS IN

SIMS Pay does not form part of the SIMS 2020 Autumn Release.

For information on the latest release of SIMS Pay, please refer to the SIMS Pay Latest Release Information article, which is available on the Capita Software Support Portal (https://support.capitasoftware.com/csm?id=kb_article_view&sysparm_article=KB0039438).

SIMS Services Manager

EP ES WP WS IN

The SIMS 2020 Autumn Release does not include an update to SIMS Services Manager and it does not provide the facility to install the product.

If SSM is not currently installed, the latest version is available from the *Useful Documents and Links* section of the *SIMS 7 Release Information* page on the Capita Software Support Portal (https://support.capitasoftware.com/csm?id=kb_article_view&sysparm_article=KB0035066).

The current version ensures compatibility between SIMS and SSM, as well as products that make use of SSM.

For customers that centrally host SSM, please refer to the most recent manual SSM update, which is available from the *Useful Documents and Links* section of the *SIMS 7 Release Information* page on the Capita Software Support Portal (https://support.capitasoftware.com/csm?id=kb_article_view&sysparm_article=KB0035066).

Teacher app

EP ES WP WS IN

SIMS Teacher app Compatibility

The SIMS Teacher app is guaranteed to support the previous two releases of SIMS, inclusive of any release with which it is shipped.

The SIMS Teacher app can be used alongside the following versions of SIMS:

- SIMS 2020 Autumn Release (SIMS 7.196)
- SIMS 2020 Summer Release (SIMS 7.194).

Please note that the Teacher app does not form part of the SIMS 2020 Autumn Release. For information on new features and enhancements, please refer to the **What's New** section of the SIMS Teacher app **Help Centre**, which is available by clicking the **Help Centre** button in the app.